


















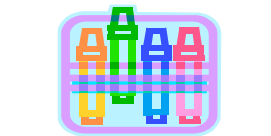


|   |   |  |   |
|---|---|--|---|
|    |    |    |    |
|    |    |    |    |
|    |    |    |    |
|    |    |    |    |
|  |  |  |  |
| He is teaching math.  | She is raising her hand.  | They are drawing on the computer.  | She is borrowing a book.  |
| They are listening to the story.  | She is writing in her notebook.   | She is helping with the homework.  | They are walking to class.  |
| She is thinking about the problem.  | He is reading a book.   | He is painting the picture.  | I need a pencil.  |
| I need a sharpener.   | We need notebooks.  | I need a compass.  | We need a calculator.   |
| I need a ruler.   | We need some scissors.  | I need some tape.  | We need the markers.  |

Instructions:

Divide Ss into teams of 3 or 4 students.

Cut out cards.

Hand each team the cards.

Have students match the sentences to each picture.

When finished have Ss read the sentences as a group. When all sentences are read have Ss separate cards into pictures and sentences. Ss turn the picture and sentence cards over in separate groups.

Have Ss play a matching game. Turn over one sentence card. Then turn over one picture card. If the sentence matches the picture Ss keeps the card. If there is not a match the next student plays.

If time permits have Ss write sentences in notebooks or portfolios.

